



# Life School

## Charter FIRST Management Report

Financial Data for 2010-2011

Presented  
October 10, 2012

# Charter FIRST

## State Financial Accountability Rating Board Presentation October 10, 2012

- 1) PowerPoint Presentation
- 2) Management Report

State Reports Available at:

<https://pryor.tea.state.tx.us/Tea.CSSF.Web/Forms/District.aspx>



MANAGEMENT REPORT  
FINANCIAL INTEGRITY RATING SYSTEM OF TEXAS  
2010-2011

# Objectives for Rating System

- Simple and Understandable
- Applicable to All Charter Schools
- Based on Hard Data
- Allows for Self Administrations
- Zero Burden to Charter Schools
- Provide an Early Warning
- Substantially within Charter School's Control
- Linkage to Academic Performance (exceeds Academically Unacceptable)
- Transparency

# How ratings are assessed

- A rating worksheet with 19 indicators must be completed for each charter district
- Indicators 1 through 6 are answered either Passed or Failed
- Indicators 7 through 19 are rated based on a scale of 0 to 5

# Indicators and District Status

- 1 – Did the charter school avoid holds on payments that were not cleared within 30 days as a result of untimely deposits to TRS or TWC?

2010-2011

Passed

2009-2010

new indicator

# Indicators and District Status

- 2 – Was the total net asset balance in the statement of financial position for the charter school greater than zero?

2010-2011

Passed

2009-2010

new indicator

# Indicators and District Status

- 3 – Were there no disclosures in the charter holder’s annual financial report and/or other sources of information concerning default on debt?

2010-2011

Passed

2009-2010

new indicator



# Indicators and District Status

- 4 – Was the charter holder’s annual financial report filed within one month after the January 28<sup>th</sup> deadline?

2010-2011

Passed

2009-2010

Yes

# Indicators and District Status

- 5 – Was there an unqualified opinion in the charter holder's annual financial report?

2010-2011

Passed

2009-2010

Yes

# Indicators and District Status

- 6 – Did the charter holder’s annual financial report not disclose any instance(s) of material weaknesses in internal controls?

2010-2011

Passed

2009-2010

new indicator

# Indicators and District Status

- 7 – Are the charter school's liabilities less than 80% of its assets?

2010-2011

78% 5 pts

2009-2010

74% Yes

# Indicators and District Status

- 8 – Did the comparison of PEIMS data to like information in the charter school’s annual financial report result in an aggregate variance of less than 3% of all expenses (Data Quality Measure)?

2010-2011

0%    5 pts

2009-2010

new indicator

# Indicators and District Status

- 9 – Were the charter school's debt related expenses less than \$200 per student? (If the charter school's five-year percent change in students was a 7% increase or more, then the charter school receives 5 points)

2010-2011

\$704/student

7% growth 5 pts

2009-2010

new indicator

# Indicators and District Status

- 10 – Was there no disclosure in the charter holder’s annual audit report of material noncompliance?

2010-2011

Yes 5 pts

2009-2010

new indicator

# Indicators and District Status

- 11– Did the charter school have full accreditation status in relation to financial management practices?

2010-2011

Yes    5 pts

2009-2010

new indicator



# Indicators and District Status

- 12– Was the charter school’s aggregate of budgeted expenses less than the aggregate of budgeted revenues and investments at the beginning of the year?

2010-2011

Yes    5 pts

2009-2010

new indicator

# Indicators and District Status

- 13 - Was the charter school's current ratio for all net asset groups greater than or equal to 1:1?

2010-2011

4.8:1    5 pts

2009-2010

new indicator

# Indicators and District Status

- 14 – Was the charter school’s administrative cost ratio less than the threshold ratio?

2010-2011

.1602 0 pts

2009-2010

new indicator

Threshold Ratios:

1000-4999 ADA

.1401 (2010-2011 ADA = 3,547)

5000-9999 ADA

.1105

# Indicators and District Status

- 15 – Was the ratio of students to teachers within the ranges according to charter school size?

2010-2011

16.55    5 pts

2009-2010

new indicator

Ranges:

1000-4999 Students                      >11.5 < 22 (2010-2011 Students = 3,705)

5000-9999 Students                      >13.0 < 22

# Indicators and District Status

- 16– Was the ratio of students to total staff within the ranges according to charter school size?

2010-2011

9.33    5 pts

2009-2010

new indicator

Ranges:

1000-4999 Students                      >6.3 < 14 (2010-2011 Students = 3,705)

5000-9999 Students                      >6.8 < 14

# Indicators and District Status

- 17– Was the decrease in the charter school’s total net assets less than 20% over two fiscal years? (Calculation excludes depreciation and amortization)

2010-2011

Yes    5 pts

2009-2010

new indicator

# Indicators and District Status

- 18– Was the charter school’s aggregate total of cash and investments more than \$0?

2010-2011

Yes    5 pts

2009-2010

new indicator

# Indicators and District Status

- 19 – Did the charter school’s investment earnings in all net asset groups meet or exceed the average 3-month treasury bill rate?

2010-2011

Yes      5 pts

2009-2010

new indicator



# Determination of Rating

- Based on the summation of indicator scores:



- |                              |                                 |
|------------------------------|---------------------------------|
| ■ Superior Achievement       | 60-65 and Yes to Indicators 1-6 |
| ■ Above Standard Achievement | 55-59 and Yes to Indicators 1-6 |
| ■ Standard Achievement       | 50-54 and Yes to Indicators 1-6 |
| ■ Substandard Achievement    | <50 or No to any Indicator 1-6  |

# Additional Report Requirements

- ▣ Copy of Superintendent's Contract
- ▣ Disclose transactions involving the Superintendent and Board Members (Travel and Other Reimbursements)
- ▣ Other compensation received by the Superintendent
- ▣ Disclose gifts from vendors to Board and Employees
- ▣ Board member business transactions with the district
- ▣ Summary schedule of the data submitted to TEA for financial solvency

# Life School's Rating

**Superior  
Achievement  
2010-2011**



# **LIFE SCHOOL Management Report**

## **TABLE OF CONTENTS**

Section One:	Comparison to Prior Year
Section Two:	Superintendent and Board Disclosures
Section Three:	Indicator Tests
Section Four:	Statewide Statistics

# Section One: Comparison to Prior Year

Financial Integrity Rating System of Texas  
Life School

<b>2010-2011 Rating: Superior Achievement (highest rating)</b>			
<b>2009-2010 Rating: Standard Achievement (highest rating)</b>			
#	Indicator Description	2010-2011 Score	2009-2010 Score
1	Did the charter school avoid holds on payments that were not cleared within 30 days as a result of untimely deposits to TRS or TWC?	Yes	n/a
2	Was the total net asset balance in the statement of financial position for the charter school greater than zero?	Yes	n/a
3	Were there no disclosures in the charter holder's annual financial report and/or other sources of information concerning default on debt?	Yes	n/a
4	Was the charter holder's annual financial report filed within one month after the January 28th deadline?	Yes	Yes
5	Was there an unqualified opinion in the charter holder's annual financial report?	Yes	Yes
6	Did the charter holder's annual financial report not disclose any instance(s) of material weaknesses in internal controls?	Yes	n/a
7	Are the charter school's liabilities less than 80% of its assets?	5	Yes
8	Did the comparison of PEIMS data to like information in the charter school's annual financial report result in an aggregate variance of less than 3% of all expenses (Data Quality Measure)?	5	n/a
9	Were the charter school's debt related expenses less than \$200 per student? (If the charter school's five-year percent change in students was a 7% increase or more, then the charter school receives 5 points)	5	n/a
10	Was there no disclosure in the charter holder's annual audit report of material noncompliance?	5	n/a
11	Did the charter school have full accreditation status in relation to financial management practices?	5	n/a
12	Was the charter school's aggregate of budgeted expenses less than the aggregate of budgeted revenues and investments at the beginning of the year?	5	n/a
13	Was the charter school's current ratio for all net asset groups greater than or equal to 1:1?	5	n/a
14	Was the charter school's administrative cost ratio less than the threshold ratio?	0	n/a
15	Was the ratio of students to teachers within the ranges according to charter school size?	5	n/a
16	Was the ratio of students to total staff within the ranges according to charter school size?	5	n/a
17	Was the decrease in the charter school's total net assets less than 20% over two fiscal years? (Calculation excludes depreciation and amortization)	5	n/a
18	Was the charter school's aggregate total of cash and investments more than \$0?	5	n/a
19	Did the charter school's investment earnings in all net asset groups meet or exceed the average 3-month treasury bill rate?	5	n/a
		Score:	
		60	n/a

## Determination Of Rating

A. Did The Charter School Answer <b>No</b> To Indicators 1, 2, 3 Or 4? Or Did The Charter School answer No To Both 5 or 6? If So, The Charter School's Rating Is <b>Substandard Achievement</b> .	
B. 2010-2011: Determine rating by applicable range for summation of the indicator scores (Indicators 7-19):	
<b>Superior Achievement</b>	60-65
<b>Above Standard Achievement</b>	55-59
<b>Standard Achievement</b>	50-54
<b>Substandard Achievement</b>	0-49

## Indicators 15 & 16 Ratios

<b>Indicator 15</b>	Ranges for Ratios		<b>Indicator 16</b>	Ranges for Ratios	
Charter School Size - Number of Students	Low	High	Charter School Size - Number of Students	Low	High
< 500	7	22	< 500	5	14
500-999	10	22	500-999	5.8	14
1000-4999	11.5	22	1000-4999	6.3	14
5000-9999	13	22	5000-9999	6.8	14
=> 10000	13.5	22	=> 10000	7	14

## Section Two: Superintendent and Board Disclosures



## School FIRST Annual Financial Management Report

CHARTER SCHOOL
----------------

Title 19 Texas Administrative Code Chapter 109, Budgeting, Accounting, and Auditing Subchapter AA, Commissioner's Rules Concerning Financial Accountability Rating System, Section 109.1005. Effective 2/3/11. The template has been established to help the charter schools in gathering their data and presenting it at their School FIRST hearing. The template may not be all inclusive.

### Superintendent's Current Employment Contract

A copy of the superintendent's current employment contract at the time of the School FIRST hearing is to be provided. In lieu of publication in the annual School FIRST financial management report, the charter school may chose to publish the superintendent's employment contract on the charter school's Internet site. If published on the Internet, the contract is to remain accessible for twelve months.

### Reimbursements Received by the Superintendent and Board Members

For the Twelve-Month Period  
Ended August 31, 2011

<u>Description of Reimbursements</u>	<u>Brent Wilson</u>	<u>Sharon Williams</u>	<u>Justin Lathrop</u>	<u>Ruben Martinez</u>	<u>Christopher Clemmons</u>	<u>Dr. Matt Moreland</u>	<u>Dr. Charles Osborne</u>	<u>Theo Washington</u>	<u>Cara Railey</u>
Meals	\$ 763.63	\$ 13.09	\$ 40.08	\$ 14.76	\$ 8.23	\$ -	\$ -	\$ -	\$ -
Lodging	\$ 1,209.38	\$ -	\$ -	\$ -	\$ -	\$ -	\$ -	\$ -	\$ -
Transportation	\$ 1,275.41	\$ -	\$ -	\$ -	\$ -	\$ -	\$ -	\$ -	\$ -
Motor Fuel	\$ 66.66	\$ -	\$ -	\$ -	\$ -	\$ -	\$ -	\$ -	\$ -
Other	\$ 762.00	\$ -	\$ -	\$ -	\$ -	\$ -	\$ -	\$ -	\$ -
<b>Total</b>	<b>\$4,077.08</b>	<b>\$13.09</b>	<b>\$40.08</b>	<b>\$14.76</b>	<b>\$8.23</b>	<b>\$0.00</b>	<b>\$0.00</b>	<b>\$0.00</b>	<b>\$0.00</b>

All "reimbursements" expenses, regardless of the manner of payment, including direct pay, credit card, cash, and purchase order are to be reported. Items to be reported per category include:  
 Meals – Meals consumed out of town, and in geographic-boundary meals at area restaurants (outside of board meetings, excludes catered board meeting meals).  
 Lodging - Hotel charges.  
 Transportation - Airfare, car rental (can include fuel on rental, taxis, mileage reimbursements, leased cars, parking and tolls).  
 Motor fuel – Gasoline.  
 Other: - Registration fees, telephone/cell phone, internet service, fax machine, and other reimbursements (or on-behalf of) to the superintendent and board member not defined above.

**Outside Compensation and/or Fees Received by the Superintendent for Professional Consulting and/or Other Personal Services**

For the Twelve-Month Period

Ended August 31, 2011

Name(s) of Entity(ies)	Amount Received
None	\$0.00

Total	<u>\$0.00</u>
-------	---------------

Compensation does not include business revenues generated from a family business (farming, ranching, etc.) that has no relation to charter school business.

**Gifts Received by Executive Officers and Board Members (and First Degree Relatives, if any)  
(gifts that had an economic value of \$250 or more in the aggregate in the fiscal year)**

For the Twelve-Month Period

Ended August 31, 2011

	Brent Wilson	Sharon Williams	Justin Lathrop	Ruben Martinez	Christopher Clemmons	Dr. Matt Moreland	Dr. Charles Osborne	Theo Washington	Cara Railey
Total	\$0.00	\$0.00	\$0.00	\$0.00	\$0.00	\$0.00	\$0.00	\$0.00	\$0.00

**Note** – An executive officer is defined as the superintendent, unless the board of trustees or the charter school administration names additional staff under this classification for local officials.

**Business Transactions Between Charter School and Board Members**

For the Twelve-Month Period

Ended August 31, 2011

	Sharon Williams	Justin Lathrop	Ruben Martinez	Christopher Clemmons	Dr. Matt Moreland	Dr. Charles Osborne	Theo Washington	Cara Railey
Amounts	\$0.00	\$0.00	\$0.00	\$0.00	\$0.00	\$0.00	\$0.00	\$0.00

**Note** - The summary amounts reported under this disclosure are not to duplicate the items disclosed in the summary schedule of reimbursements received by board members.

**Summary Schedule of Data Submitted under the Financial Solvency Provisions of TEC §39.0822**

General Fund - First-Quarter Expenses By Object Code

Report 2011-2012 first-quarter (first three months of fiscal year 2011-2012) NET ASSETS expenses by object code using whole numbers.

<b>Payroll-</b> Expenses for payroll costs	object codes 6110-6149	\$ 4,042,986
<b>Contract Costs-</b> Expenses for services rendered by firms, individuals, and other organizations	object code series 6200	<u>\$ 1,195,734</u>
<b>Supplies and Materials-</b> Expenses for supplies and materials necessary to maintain and/or operate furniture, computers, equipment, vehicles, grounds, and facilities	object code series 6300	<u>\$ 368,189</u>
<b>Other Operating-</b> Expenses for items other than payroll, professional and contracted services, supplies and materials, debt service, and capital outlay	object code series 6400	<u>\$ 173,752</u>
<b>Debt Service-</b> Expenses for debt service	object code series 6500	<u>\$ 706,827</u>
<b>Capital Outlay-</b> Expenses for land, buildings, and equipment	object code series 1500	<u>\$ 409,088</u>

Additional Financial Solvency Questions

- |   |     |    |          |
|---|-----|----|----------|
|   | Yes | No |          |
| 1) At any time in the last two years, has your charter school borrowed funds to pay for operating expenses without repaying these funds within 12 months from the time that they were borrowed? |     |    | <u>X</u> |
| 2) Has the charter school declared bankruptcy within the past two years?  |     |    | <u>X</u> |
- 3) Provide comments or explanations for WADA-to-staff ratios significantly (more than 30 percent) below the norm, rapid depletion of net asset balances, or any significant discrepancies between actual budget figures and projected revenues and expenses, or any other information that may be helpful in evaluating the charter school's financial solvency.

<u>Mean WADA-to-ALL STAFF Ratio</u>	<u>70% of Mean WADA-to-ALL STAFF Ratio</u>	<u>Charter School Size</u>	
9.74	6.82	Under 100	
10.18	7.13	100 to 249	
11.73	8.21	250 to 499	
11.99	8.39	500 to 999	
11.97	8.38	1,000 to 1,599	
12.48	8.74	1,600 to 2,999	
<b>14.61</b>	<b>10.23</b>	<b>3,000 to 4,999</b>	**
13.26	9.28	5,000 to 9,999	
12.07	8.45	10,000 to 24,999	

Life School's WADA to All Staff Ratio is 13.28, which is within the range indicated above (\*\*)

- 4) How many executive directors/superintendents has your charter school had in the last three years? 2
- 5) How many business managers has your charter school had in the last three years? 1

**LIFE SCHOOL  
SUPERINTENDENT’S CONTRACT**

**THE STATE OF TEXAS**

§

**COUNTY OF DALLAS**

§

§

This Contract is entered into by and between the Governance Board (“the Board”) of Life School (“the School”), and Brent Wilson (“Superintendent”).

**WHEREAS**, the Board desires to provide the Superintendent with a written Employment Contract in order to enhance administrative stability and continuity within the School, which the Board believes generally improves the quality of its overall education program; and

**WHEREAS**, the Board and the Superintendent believe that a written Employment Contract is necessary to describe specifically their relationship, and to serve as the basis of effective communication between them;

**NOW, THEREFORE**, the Board and the Superintendent, for the consideration herein specified, agree as follows:

**I. Term**

1.1 The Board hereby agrees to employ the Superintendent for a term commencing on the 29<sup>th</sup> day of July, 2012 and ending on the 31st day of July, 2015, unless terminated earlier by mutual consent of both parties, or as otherwise permitted under this Contract. Each school year shall require a minimum of 224 days of service.

1.2 The Board has not adopted any policy, rule, regulation, or practice providing for tenure. No right of tenure is created by this Contract. No property interest, express or implied, is created in continued employment beyond the Contract term.

## **II. Employment**

2.1 The Superintendent is the educational leader of the School, and shall faithfully perform the duties of the Superintendent, as prescribed in a job description for that position, and/or as may be described in the School's charter, which duties may be amended from time to time, and as may be assigned by action of the Board, and shall comply with all superior directives, state and federal law, School policy, rules, regulations and the School's Charter, as they exist or may be hereafter amended. The Superintendent shall report directly to the Board, managing day to day operations of the School, organizing the School's central administration, selecting and assigning School employees and officers (subject to approval of the Board), and performing all other assigned duties. The Superintendent shall perform his duties with care, diligence, skill, and expertise, and shall devote substantially all of his time, skill, labor, and attention to his employment and the performance of his duties during the term of this Contract.

2.2 Pursuant to the School Charter, the Superintendent shall serve as the Board President, and shall attend all meetings of the Board, both public and closed, with the exception of those closed meetings devoted to the consideration of any action or lack of action on the Superintendent's Contract, or the Superintendent's salary and benefits, as set forth in this Contract, or the Superintendent's evaluation, or for the purposes of resolving

conflicts between individual Board members, or when the Board is acting in its capacity as a tribunal.

2.3 Throughout the term of this Contract, the Superintendent shall conduct himself in accordance with Board policy and directives, the Code of Ethics of the American Association of School Administrators, and the Code of Ethics and Standard Practices for Texas Educators, as such may be amended.

2.4 The School does hereby agree to defend, hold harmless, and indemnify the Superintendent from any and all demands, claims, suits, actions, judgments, expenses and attorneys' fees incurred in any legal proceedings brought against him in his individual or official capacity as an employee, and as Superintendent of the School, providing the incident(s) which is (are) the basis of any such demand, claim, suits, actions, judgments, expenses and attorneys' fees, arose or does arise in the future from an act or omission of the Superintendent as an employee of the School, acting within the course and scope of his employment with the School; excluding, however, any such demand, claim, suits, actions, judgments, expenses and attorneys' fees for those claims or any causes of action where it is determined that the Superintendent committed a willfully wrongful act or omission, or an act or omission constituting gross negligence, or acted in bad faith; and excluding any costs, fees, expenses or damages that would be recoverable or payable under an insurance contract, held either by the School or by the Superintendent. Selection of the Superintendent's legal counsel shall be with the mutual agreement of the Superintendent and the School if such legal counsel is not also the School's legal counsel. A legal defense may be provided through insurance coverage, in which case the Superintendent's right to agree to legal

counsel provided for him will be that of the terms of the applicable insurance contract. The provisions of this section shall survive the termination of this Contract.

### **III. Compensation**

3.1 The School shall pay the Superintendent an annual salary of Two Hundred Fifteen Thousand and No/100 Dollars (\$215,000.00), to be paid in installments of one-twelfth (1/12th) of the total annual salary, on the last workday of each month, for his services rendered during the preceding month, or in accordance with the schedule of salary payments in effect for other employees, at the option of the Superintendent.

3.2 The School shall pay for and provide health insurance benefits to the Superintendent and his dependents. The benefits shall be the standard health insurance benefits provided to other professional employees of the School.

3.3 In further addition to the compensation provided in 3.1 above, the School shall, for the duration of this Contract, provide the Superintendent with a mobile telephone and laptop computer with unrestricted local and national access for both professional and personal use.

3.4 The Superintendent shall devote his time, attention and energy to the direction, administration, and supervision of the School. The Board, however, encourages the continued professional growth of the Superintendent through his active attendance at, and participation in, appropriate professional meetings at the local, regional, state, and national levels as approved by the Board.

3.5 The Superintendent shall comply with the requirements contained in Chapter 19 of the Texas Administrative Code § 100.1103, pertaining to training for central administrative officers of open-enrollment charter schools at the expense of the School.

#### **IV. Renewal and Termination of Employment Contract**

4.1 This Contract shall be terminated by the mutual agreement of the Superintendent and the Board, in writing, upon such terms and conditions as may be mutually agreed upon, or upon the retirement or death of the Superintendent.

4.2 The Board may dismiss the Superintendent during the term of this Contract for good cause.

4.3 In the event the Board determines that this Contract should be terminated for good cause before its term expires, the Superintendent shall be afforded reasonable notice and an opportunity to appear before the Board, at which time the Board shall demonstrate its cause(s), and the Superintendent may offer evidence and argument in rebuttal. This opportunity to appear does not limit or restrict either party's right to bring any action to enforce or interpret this Contract in a court of law or equity with appropriate jurisdiction.

4.4 The parties understand and agree that notwithstanding potential legal impediments to dual service of the Superintendent as both a School employee and Board President, under current Texas law, the academic success of the School and state law permits these dual roles at this time. The parties further agree and understand that future disqualification under the law may terminate or modify this Agreement to the extent required by law.

#### **V. Miscellaneous**





5.1 This Contract shall be governed by the laws of the State of Texas, and shall be performable in Dallas County, Texas, unless otherwise provided by law.

5.2 This Contract embodies the entire agreement between the parties hereto, and cannot be varied except by written agreement of the undersigned parties.


5.3 In the event any one or more of the provisions contained in this Contract shall, for any reason, be held to be invalid, illegal, or unenforceable, such invalidity, illegality, or unenforceability shall not affect any other provision hereof, and this Contract shall be construed as if such invalid, illegal, or unenforceable provision had never been contained herein. All existing agreements and contracts, both verbal and written, between the parties hereto regarding the employment of the Superintendent have been superseded by this Contract, and this Contract constitutes the entire agreement between the parties, unless amended pursuant to the terms of this Contract.

Approved by action of the Board of Directors of Life School at a lawfully called meeting on the 13th day of June, 2012 and EXECUTED in triplicate originals by the last party to sign on the 13th day of June, 2012.

  
Secretary of the Governance Board of  
Life School

  
Superintendent

## Section Three: Indicator Tests



User: Public  
User Role: Public

Year:  CDN:


**2010-2011 Charter School Status Detail**

Charter School Status Detail    Indicator Detail Summary    Determination of Ratings

Size-Dependent Indicators

Status	Indicator Num	Indicator Description	Updated	Score
P	+1 1	<u>Did The Charter School Avoid Holds On Payments That Were Not Cleared Within 30 Days, As A Result Of Untimely Deposits To TRS Or TWC?</u>	6/19/2012 4:03:21 PM	YES
P	+1 2	<u>Was The Total Net Asset Balance In The Statement Of Financial Position For The Charter School Greater Than Zero? (If The Charter School's Five-Year Percent Change In Students Was A 10% Increase Or More, Then The Charter School Passes This Indicator).</u>	6/19/2012 4:03:21 PM	YES
P	+1 3	<u>Were There No Disclosures In The Charter Holder's Annual Financial Report And/Or Other Sources Of Information Concerning Default On Debt?</u>	6/19/2012 4:03:21 PM	YES
P	+1 4	<u>Was The Charter Holder's Annual Financial Report Filed Within One Month After The November 27th Or January 28th Deadline Depending Upon The Charter School's Fiscal Year End Date (June 30th Or August 31st)?</u>	6/19/2012 4:03:21 PM	YES
P	+2 5	<u>Was There An Unqualified Opinion In The Charter Holder's Annual Financial Report?</u>	6/19/2012 4:03:21 PM	YES
P	+2 6	<u>Did The Charter Holder's Annual Financial Report Not Disclose Any Instance(s) Of Material Weaknesses In Internal Controls?</u>	6/19/2012 4:03:21 PM	YES
	7	<u>Are the Charter School's Liabilities Less Than 80% Of Its Assets?</u>	6/19/2012 4:03:21 PM	5
	8	<u>Did The Comparison Of PEIMS Data To Like Information In The Charter School's</u>	6/19/2012 4:03:21 PM	5

	<u>Annual Financial Report Result In An Aggregate Variance Of Less Than 3% Of All Expenses (Data Quality Measure)?</u>		
9	<u>Were The Charter School's Debt Related Expenses Less Than \$200 Per Student? (If The Charter School's Five-year Percent Change In Students Was A 7% Increase Or More, Then The Charter School Receives 5 Points)</u>	6/19/2012 4:03:21 PM	5
10	<u>Was There No Disclosure In The Charter Holder's Annual Audit Report Of Material Noncompliance?</u>	6/19/2012 4:03:21 PM	5
11	<u>Did The Charter School Have Full Accreditation Status In Relation To Financial Management Practices? (E.G., No Conservator, Monitor, Management Team, Or Board Of Managers Assigned)</u>	6/19/2012 4:03:21 PM	5
12	<u>Was The Charter School's Aggregate Of Budgeted Expenses Less Than The Aggregate Of Budgeted Revenues And Cash And Investments At The Beginning Of The Year?</u>	6/19/2012 4:03:21 PM	5
13	<u>Was The Charter School's Current Ratio For All Net Asset Groups Greater Than Or Equal To 1:1?</u>	6/19/2012 4:03:21 PM	5
14	<u>Was The Charter School's Administrative Cost Ratio Less Than The Threshold Ratio? (Threshold Shown On The "Result Determination Reference" Tab)</u>	6/19/2012 4:03:21 PM	0
15	<u>Was The Ratio Of Students To Teachers Within The Ranges According To Charter School Size? (Ranges Shown On The "Result Determination Reference" Tab)</u>	6/19/2012 4:03:21 PM	5
16	<u>Was The Ratio Of Students To Total Staff Within The Ranges According To Charter School Size? (Ranges Shown On The "Result Determination Reference" Tab)</u>	6/19/2012 4:03:21 PM	5
17	<u>Was The Decrease In The Charter School's Total Net Assets Less Than 20% Over Two Fiscal Years? (Calculation Excludes Depreciation And Amortization)</u>	6/19/2012 4:03:21 PM	5
18	<u>Was The Charter School's Aggregate Total Of Cash And Investments More Than Zero?</u>	6/19/2012 4:03:21 PM	5
19	<u>Did The Charter School's Investment Earnings In All Net Asset Groups Meet Or Exceed the Average 3-Month Treasury Bill Rate?</u>	6/19/2012 4:03:21 PM	5
			60 Weighted Sum
			1 Multiplier Sum
			60 Score



**User: Public**  
**User Role: Public**

Year: 2010-2011	CDN: 057807	Select An Option	Help	Home
			Exit	

**2010-2011 Indicator Test 1**


Indicator Details and Formula      Result Determination Reference

<b>Charter School Name:</b>	<b>LIFE SCHOOL(057807)</b>
<b>Indicator:</b>	<b>Did The Charter School Avoid Holds On Payments That Were Not Cleared Within 30 Days, As A Result Of Untimely Deposits To TRS Or TWC?</b>
<b>Status</b>	Passed
<b>Last Updated:</b>	6/19/2012 4:03:21 PM
<b>Formula</b>	None
<b>Field</b>	<b>Value</b>
<b>FSP Holds:</b>	<input checked="" type="checkbox"/>

**Options**

Print	Back
-------	------

Audit Home Page: [School Financial Audits](#) | Send comments or suggestions to [schoolaudits@tea.state.tx.us](mailto:schoolaudits@tea.state.tx.us)  
 The Texas Education Agency  
 1701 North Congress Avenue · Austin, Texas, 78701 · (512) 463-9095  
 Copyright © Texas Education Agency (TEA) 2007-2012



User: Public

User Role: Public


Year:  CDN:

2010-2011 Indicator Test 2

Indicator Details and Formula      Result Determination Reference

<b>Charter School Name:</b>	<b>LIFE SCHOOL(057807)</b>
<b>Indicator:</b>	<b>Was The Total Net Asset Balance In The Statement Of Financial Position For The Charter School Greater Than Zero? (If The Charter School's Five-Year Percent Change In Students Was A 10% Increase Or More, Then The Charter School Passes This Indicator).</b>
<b>Status</b>	Passed
<b>Last Updated:</b>	6/19/2012 4:03:21 PM
<b>Formula</b>	
A > B OR $((C - D) / D) * 100 \geq E$	
<b>Field</b>	<b>Value</b>
A. Current Total Net Assets:	11645485.0000
B. Current Net Assets Threshold:	0
OR	
C. Current Student Enrollment:	3705
D. Previous Student Enrollment (-4 years):	2171
E. Threshold for Five-Year Percent Change in Students :	10

Options



**User: Public**  
**User Role: Public**

Year: 2010-2011	CDN: 057807	Select An Option	Help	Home
				Exit

**2010-2011 Indicator Test 3**


Indicator Details and Formula      Result Determination Reference

<b>Charter School Name:</b>	<b>LIFE SCHOOL(057807)</b>
<b>Indicator:</b>	<b>Were There No Disclosures In The Charter Holder's Annual Financial Report And/Or Other Sources Of Information Concerning Default On Debt?</b>
<b>Status</b>	Passed
<b>Last Updated:</b>	6/19/2012 4:03:21 PM
<b>Formula</b>	None
<b>Field</b>	<b>Value</b>
<b>No Debt Defaults:</b>	<input checked="" type="checkbox"/>

**Options**

<a href="#">Print</a>	<a href="#">Back</a>
-----------------------	----------------------

Audit Home Page: [School Financial Audits](#) | Send comments or suggestions to [schoolaudits@tea.state.tx.us](mailto:schoolaudits@tea.state.tx.us)  
 The Texas Education Agency  
 1701 North Congress Avenue · Austin, Texas, 78701 · (512) 463-9095  
 Copyright © Texas Education Agency (TEA) 2007-2012



User: Public  
User Role: Public

Year:  CDN:

**2010-2011 Indicator Test 4**


Indicator Details and Formula      Result Determination Reference

<b>Charter School Name:</b>	<b>LIFE SCHOOL(057807)</b>
<b>Indicator:</b>	<b>Was The Charter Holder's Annual Financial Report Filed Within One Month After The November 27th Or January 28th Deadline Depending Upon The Charter School's Fiscal Year End Date (June 30th Or August 31st)?</b>
<b>Status</b>	Passed
<b>Last Updated:</b>	6/19/2012 4:03:21 PM
<b>Formula</b>	
A <= (B + C)	
<b>Field</b>	<b>Value</b>
A. Audit Report Received Date:	<input type="text" value="1/12/2012"/>
B. Fiscal Year End Date:	<input type="text" value="8/31/2011"/>
C. Submission Deadline Days:	<input type="text" value="180"/>

**Options**

Audit Home Page: [School Financial Audits](#) | Send comments or suggestions to [schoolaudits@tea.state.tx.us](mailto:schoolaudits@tea.state.tx.us)  
The Texas Education Agency  
1701 North Congress Avenue · Austin, Texas, 78701 · (512) 463-9095





User: Public

User Role: Public

Year: 2010-2011	CDN: 057807	Select An Option	Help	Home
				Exit

**2010-2011 Indicator Test 5**

Indicator Details and Formula      Result Determination Reference


<b>Charter School Name:</b>	<b>LIFE SCHOOL(057807)</b>
<b>Indicator:</b>	<b>Was There An Unqualified Opinion In The Charter Holder's Annual Financial Report?</b>
<b>Status</b>	Passed
<b>Last Updated:</b>	6/19/2012 4:03:21 PM
<b>Formula</b>	
None	
<b>Field</b>	<b>Value</b>
Clean Audit:	<input checked="" type="checkbox"/>

**Options**

<b>Print</b>	<b>Back</b>
--------------	-------------

Audit Home Page: [School Financial Audits](#) | Send comments or suggestions to [schoolaudits@tea.state.tx.us](mailto:schoolaudits@tea.state.tx.us)  
 The Texas Education Agency  
 1701 North Congress Avenue · Austin, Texas, 78701 · (512) 463-9095  
 Copyright © Texas Education Agency (TEA) 2007-2012

This website is best viewed in Internet Explorer 6.0 and above.  
 Release Number: Rel\_1.0.2.39



**User: Public**  
**User Role: Public**

Year: 2010-2011	CDN: 057807	Select An Option	Help	Home
			Exit	

**2010-2011 Indicator Test 6**


Indicator Details and Formula      Result Determination Reference

<b>Charter School Name:</b>	<b>LIFE SCHOOL(057807)</b>
<b>Indicator:</b>	<b>Did The Charter Holder's Annual Financial Report Not Disclose Any Instance(s) Of Material Weaknesses In Internal Controls?</b>
<b>Status</b>	Passed
<b>Last Updated:</b>	6/19/2012 4:03:21 PM
<b>Formula</b>	None
<b>Field</b>	<b>Value</b>
Material Weakness:	<input checked="" type="checkbox"/>

**Options**

<a href="#">Print</a>	<a href="#">Back</a>
-----------------------	----------------------

Audit Home Page: [School Financial Audits](#) | Send comments or suggestions to [schoolaudits@tea.state.tx.us](mailto:schoolaudits@tea.state.tx.us)  
 The Texas Education Agency  
 1701 North Congress Avenue · Austin, Texas, 78701 · (512) 463-9095  
 Copyright © Texas Education Agency (TEA) 2007-2012



User: Public  
User Role: Public

Year:  CDN:


**2010-2011 Indicator Test 7**

Indicator Details and Formula      Result Determination Reference

<b>Charter School Name:</b>	<b>LIFE SCHOOL(057807)</b>
<b>Indicator:</b>	<b>Are the Charter School's Liabilities Less Than 80% Of Its Assets?</b>
<b>Results/Points</b>	5
<b>Last Updated:</b>	6/19/2012 4:03:21 PM
<b>Formula</b>	
(( A / B) < C )	
<b>Field</b>	<b>Value</b>
A. Total Liabilities:	<input type="text" value="41152783.0000"/>
B. Total Assets:	<input type="text" value="52798268.0000"/>
C. Threshold for percentage of Liabilities covered by Assets:	<input type="text" value="0.8"/>

**Options**

Audit Home Page: [School Financial Audits](#) | Send comments or suggestions to [schoolaudits@tea.state.tx.us](mailto:schoolaudits@tea.state.tx.us)  
The Texas Education Agency  
1701 North Congress Avenue · Austin, Texas, 78701 · (512) 463-9095  
Copyright © Texas Education Agency (TEA) 2007-2012



User: Public  
User Role: Public

Year:  CDN:


**2010-2011 Indicator Test 8**

Indicator Details and Formula      Result Determination Reference

<b>Charter School Name:</b>	<b>LIFE SCHOOL(057807)</b>
<b>Indicator:</b>	<b>Did The Comparison Of PEIMS Data To Like Information In The Charter School's Annual Financial Report Result In An Aggregate Variance Of Less Than 3% Of All Expenses (Data Quality Measure)?</b>
<b>Results/Points</b>	5
<b>Last Updated:</b>	6/19/2012 4:03:21 PM
<b>Formula</b>	
(( A / B ) < C )	
<b>Field</b>	<b>Value</b>
A. Data Variance (Sum of Differences) :	<input type="text" value="28.0000"/>
B. Total Expenses:	<input type="text" value="30728234.0000"/>
C. Threshold for percentage of Data Variance:	<input type="text" value="0.03"/>

**Options**

Audit Home Page: [School Financial Audits](#) | Send comments or suggestions to [schoolaudits@tea.state.tx.us](mailto:schoolaudits@tea.state.tx.us)



User: Public  
User Role: Public


Year:  CDN:

**2010-2011 Indicator Test 9**

Indicator Details and Formula      Result Determination Reference

<b>Charter School Name:</b>	<b>LIFE SCHOOL(057807)</b>
<b>Indicator:</b>	<b>Were The Charter School's Debt Related Expenses Less Than \$200 Per Student? (If The Charter School's Five-year Percent Change In Students Was A 7% Increase Or More, Then The Charter School Receives 5 Points)</b>
<b>Results/Points</b>	5
<b>Last Updated:</b>	6/19/2012 4:03:21 PM
<b>Formula</b>	
((B - C) / C) >= E	
OR	
(( A / B) < D )	
<b>Field</b>	<b>Value</b>
A. Debt Expense:	2610608.0000
B. Current Student Enrollment:	3705
C. Previous Student Enrollment (-4 years):	2171
D. Threshold for Debt to Student Enrollment Ratio :	200
E. Threshold for Five-Year Percent Change in Students :	0.07

**Options**



**User: Public**

**User Role: Public**

Year: 2010-2011	CDN: 057807	Select An Option	Help	Home
			Exit	

**2010-2011 Indicator Test 10**


Indicator Details and Formula      Result Determination Reference

<b>Charter School Name:</b>	<b>LIFE SCHOOL(057807)</b>
<b>Indicator:</b>	<b>Was There No Disclosure In The Charter Holder's Annual Audit Report Of Material Noncompliance?</b>
<b>Results/Points</b>	5
<b>Last Updated:</b>	6/19/2012 4:03:21 PM
<b>Formula</b>	
None	
<b>Field</b>	<b>Value</b>
<b>(Not) Material Non-Compliance:</b>	<input checked="" type="checkbox"/>

**Options**

Print	Back
-------	------

Audit Home Page: [School Financial Audits](#) | Send comments or suggestions to [schoolaudits@tea.state.tx.us](mailto:schoolaudits@tea.state.tx.us)  
 The [Texas Education Agency](#)  
 1701 North Congress Avenue · Austin, Texas, 78701 · (512) 463-9095  
 Copyright © Texas Education Agency (TEA) 2007-2012



User: Public

User Role: Public

Year:  CDN:


**2010-2011 Indicator Test 11**

Indicator Details and Formula      Result Determination Reference

<b>Charter School Name:</b>	<b>LIFE SCHOOL(057807)</b>
<b>Indicator:</b>	<b>Did The Charter School Have Full Accreditation Status In Relation To Financial Management Practices? (E.G., No Conservator, Monitor, Management Team, Or Board Of Managers Assigned)</b>
<b>Results/Points</b>	5
<b>Last Updated:</b>	6/19/2012 4:03:21 PM
<b>Formula</b>	None
<b>Field</b>	<b>Value</b>
<b>Full Accreditation :</b>	<input checked="" type="checkbox"/>

**Options**

Audit Home Page: [School Financial Audits](#) | Send comments or suggestions to [schoolaudits@tea.state.tx.us](mailto:schoolaudits@tea.state.tx.us)  
 The Texas Education Agency  
 1701 North Congress Avenue · Austin, Texas, 78701 · (512) 463-9095  
 Copyright © Texas Education Agency (TEA) 2007-2012



User: Public  
User Role: Public

Year:  CDN:


**2010-2011 Indicator Test 12**

Indicator Details and Formula      Result Determination Reference

<b>Charter School Name:</b>	<b>LIFE SCHOOL(057807)</b>
<b>Indicator:</b>	<b>Was The Charter School's Aggregate Of Budgeted Expenses Less Than The Aggregate Of Budgeted Revenues And Cash And Investments At The Beginning Of The Year?</b>
<b>Results/Points</b>	5
<b>Last Updated:</b>	6/19/2012 4:03:21 PM
<b>Formula</b>	
(( A - B ) + ( C + D )) >= E	
<b>Field</b>	<b>Value</b>
A. Budgeted Revenue:	30858587.0000
B. Budgeted Expense:	28877815.0000
C. Previous Year Cash on Hand:	1505334.0000
D. Previous Year Investment:	0.0000
E. Zero Plus Allowance for Rounding:	-100

**Options**





User: Public  
 User Role: Public

Year:  CDN:


**2010-2011 Indicator Test 13**

Indicator Details and Formula      Result Determination Reference

<b>Charter School Name:</b>	<b>LIFE SCHOOL(057807)</b>
<b>Indicator:</b>	<b>Was The Charter School's Current Ratio For All Net Asset Groups Greater Than Or Equal To 1:1?</b>
<b>Results/Points</b>	5
<b>Last Updated:</b>	6/19/2012 4:03:21 PM
<b>Formula</b>	
(( A / B) >= C	
<b>Field</b>	<b>Value</b>
A. Current Assets:	<input type="text" value="14929977.0000"/>
B. Current Liabilities:	<input type="text" value="3086762.0000"/>
C. Threshold for Current Assets to Current Liabilites Ratio :	<input type="text" value="1"/>

**Options**

Audit Home Page: [School Financial Audits](#) | Send comments or suggestions to [schoolaudits@tea.state.tx.us](mailto:schoolaudits@tea.state.tx.us)  
 The [Texas Education Agency](#)  
 1701 North Congress Avenue · Austin, Texas, 78701 · (512) 463-9095  
 Copyright © Texas Education Agency (TEA) 2007-2012



User: Public  
 User Role: Public

Year:  CDN:


**2010-2011 Indicator Test 14**

Indicator Details and Formula      Result Determination Reference

<b>Charter School Name:</b>	<b>LIFE SCHOOL(057807)</b>
<b>Indicator:</b>	<b>Was The Charter School's Administrative Cost Ratio Less Than The Threshold Ratio? (Threshold Shown On The "Result Determination Reference" Tab)</b>
<b>Results/Points</b>	0
<b>Last Updated:</b>	6/19/2012 4:03:21 PM
<b>Formula</b>	
(( A / B ) < Threshold (Based on Charter School Size)	
<b>Field</b>	<b>Value</b>
Average Daily Attendance:	<input type="text" value="3547.909"/>
A. Admin Costs:	<input type="text" value="2142540.0000"/>
B. Other Costs:	<input type="text" value="13193914.0000"/>

**Options**

Audit Home Page: [School Financial Audits](#) | Send comments or suggestions to [schoolaudits@tea.state.tx.us](mailto:schoolaudits@tea.state.tx.us)  
 The Texas Education Agency  
 1701 North Congress Avenue · Austin, Texas, 78701 · (512) 463-9095  
 Copyright © Texas Education Agency (TEA) 2007-2012



User: Public

User Role: Public


Year:  CDN:

**2010-2011 Indicator Test 15**

Indicator Details and Formula      Result Determination Reference

<b>Charter School Name:</b>	<b>LIFE SCHOOL(057807)</b>
<b>Indicator:</b>	<b>Was The Ratio Of Students To Teachers Within The Ranges According To Charter School Size? (Ranges Shown On The "Result Determination Reference" Tab)</b>
<b>Results/Points</b>	5
<b>Last Updated:</b>	6/19/2012 4:03:21 PM
<b>Formula</b>	
(( A / B ) < Threshold (Based of District Size)	
<b>Field</b>	<b>Value</b>
A. Number of Students:	<input type="text" value="3705"/>
B. Number of Teachers:	<input type="text" value="223.8614"/>

**Options**



User: Public

User Role: Public


Year:  CDN:

**2010-2011 Indicator Test 16**

Indicator Details and Formula      Result Determination Reference

<b>Charter School Name:</b>	<b>LIFE SCHOOL(057807)</b>
<b>Indicator:</b>	<b>Was The Ratio Of Students To Total Staff Within The Ranges According To Charter School Size? (Ranges Shown On The "Result Determination Reference" Tab)</b>
<b>Results/Points</b>	5
<b>Last Updated:</b>	6/19/2012 4:03:21 PM
<b>Formula</b>	
(( A / B) < Threshold (Based of District Size)	
<b>Field</b>	<b>Value</b>
A. Number of Students:	3705
B. Number of Staff FTE:	396.9244

**Options**



User: Public

User Role: Public


Year:  CDN:

**2010-2011 Indicator Test 17**

Indicator Details and Formula      Result Determination Reference

<b>Charter School Name:</b>	<b>LIFE SCHOOL(057807)</b>
<b>Indicator:</b>	<b>Was The Decrease In The Charter School's Total Net Assets Less Than 20% Over Two Fiscal Years? (Calculation Excludes Depreciation And Amortization)</b>
<b>Results/Points</b>	5
<b>Last Updated:</b>	6/19/2012 4:03:21 PM
<b>Formula</b>	
(((B + D) - (A + C)) / ABS(A + C))	
<b>Field</b>	<b>Value</b>
A. Total Net Assets Two Years Prior:	<input type="text" value="7288627.0000"/>
B. Current Total Net Assets:	<input type="text" value="11645485.0000"/>
C. Accumulated Depreciation Two Years Prior:	<input type="text" value="1422323.0000"/>
D. Current Accumulated Depreciation:	<input type="text" value="3436991.0000"/>

**Options**



User: Public

User Role: Public

Year:  CDN:

**2010-2011 Indicator Test 18**

Indicator Details and Formula      Result Determination Reference

<b>Charter School Name:</b>	<b>LIFE SCHOOL(057807)</b>
<b>Indicator:</b>	<b>Was The Charter School's Aggregate Total Of Cash And Investments More Than Zero?</b>
<b>Results/Points</b>	5
<b>Last Updated:</b>	6/19/2012 4:03:21 PM
<b>Formula</b>	
(A + B) > C	
<b>Field</b>	<b>Value</b>
A. Cash on Hand:	<input type="text" value="9014461.0000"/>
B. Investment Amount :	<input type="text" value="3213766.0000"/>
C. Threshold:	<input type="text" value="0"/>

**Options**

Audit Home Page: [School Financial Audits](#) | Send comments or suggestions to [schoolaudits@tea.state.tx.us](mailto:schoolaudits@tea.state.tx.us)  
 The Texas Education Agency  
 1701 North Congress Avenue · Austin, Texas, 78701 · (512) 463-9095  
 Copyright © Texas Education Agency (TEA) 2007-2012



User: Public

User Role: Public


Year:  CDN:

**2010-2011 Indicator Test 19**

Indicator Details and Formula      Result Determination Reference

<b>Charter School Name:</b>	<b>LIFE SCHOOL(057807)</b>
<b>Indicator:</b>	<b>Did The Charter School's Investment Earnings In All Net Asset Groups Meet Or Exceed the Average 3-Month Treasury Bill Rate?</b>
<b>Results/Points</b>	5
<b>Last Updated:</b>	6/19/2012 4:03:21 PM
<b>Formula</b>	
A / ((B + C + D + E) / 2) >= F	
<b>Field</b>	<b>Value</b>
A. Total Investment Earning:	<input type="text" value="24385.0000"/>
B. Current Cash	<input type="text" value="9014461.0000"/>
C. Current Investment	<input type="text" value="3213766.0000"/>
D. Previous Cash	<input type="text" value="1505334.0000"/>
E. Previous Investment	<input type="text" value="0.0000"/>
F. Average 3-Month Treasury Bill Rate:	<input type="text" value="0.00095"/>

**Options**



User: Public  
 User Role: Public

Year:  CDN:

### 2010-2011 Charter School Status Detail

[Charter School Status Detail](#)    [Indicator Detail Summary](#)    [Determination of Ratings](#)

#### Size-Dependent Indicators

A: Did The Charter School answer 'No' To indicators 1,2,3,4 ? OR Did The Charter School answer 'No' to both 5 OR 6 ? If so, the Charter School's rating is Substandard Achievement.


B: Determine rating by applicable range for summation of the indicator scores (INDICATORS 7-19)

Rating	Points
Superior Achievement	60-65
Above Standard Achievement	55-59
Standard Achievement	50-54
Substandard Achievement	0-49
Suspended	0-0
Undetermined	0-0

### Options

Audit Home Page: [School Financial Audits](#) | Send comments or suggestions to [schoolaudits@tea.state.tx.us](mailto:schoolaudits@tea.state.tx.us)  
 The [Texas Education Agency](#)  
 1701 North Congress Avenue · Austin, Texas, 78701 · (512) 463-9095  
 Copyright © Texas Education Agency (TEA) 2007-2012





User: Public

User Role: Public

Year:  CDN:

### 2010-2011 Charter School Status Detail

Charter School Status Detail    Indicator Detail Summary    Determination of Ratings


#### Size-Dependent Indicators

Indicator 15	Ranges for Ratios		Indicator 16	Ranges for Ratios	
Charter School Size - Number of Students	Low	High	Charter School Size - Number of Students	Low	High
< 500	7	22	< 500	5	14
500-999	10	22	500-999	5.8	14
1000-4999	11.5	22	1000-4999	6.3	14
5000-9999	13	22	5000-9999	6.8	14
=> 10000	13.5	22	=> 10000	7	14

### Options

Audit Home Page: [School Financial Audits](#) | Send comments or suggestions to [schoolaudits@tea.state.tx.us](mailto:schoolaudits@tea.state.tx.us)  
 The Texas Education Agency  
 1701 North Congress Avenue · Austin, Texas, 78701 · (512) 463-9095  
 Copyright © Texas Education Agency (TEA) 2007-2012

## Section Four: Statewide Statistics



User: Public  
User Role: Public

Year:  CDN:

### Overall Statistics

2010-2011 Status Counts      2010-2011 Rating Counts


All Results by Indicator      Answers By Indicators

Ratings	Count	% Total	Enrollment	% Total Enrollment
Substandard Achievement	25	13.09	11528	8.80
Standard Achievement	37	19.37	29709	22.67
Above Standard Achievement	49	25.65	42974	32.80
Superior Achievement	77	40.31	46324	35.35
Suspended	3	1.57	503	0.38
<b>TOTAL</b>	<b>191</b>	<b>100.00</b>	<b>131038</b>	<b>100.00</b>

### Options

Audit Home Page: [School Financial Audits](#) | Send comments or suggestions to [schoolaudits@tea.state.tx.us](mailto:schoolaudits@tea.state.tx.us)  
The Texas Education Agency  
1701 North Congress Avenue · Austin, Texas, 78701 · (512) 463-9095  
Copyright © Texas Education Agency (TEA) 2007-2012

This website is best viewed in Internet Explorer 6.0 and above.  
Release Number: Rel\_1.0.2.39



User: Public  
User Role: Public

Year:  CDN:  Overall Statistics

### Overall Statistics

2010-2011 Status Counts      2010-2011 Rating Counts

All Results by Indicator      Answers By Indicators

Indicator	Result	Count	% of Charter Schools	Enrollment	% Total Enrollment
1	P	191	100.00	131038	100.00
2	F	4	2.09	579	0.44
2	P	187	97.91	130459	99.56
3	F	5	2.62	938	0.72
3	P	186	97.38	130100	99.28
4	F	5	2.62	1071	0.82
4	P	185	96.86	129967	99.18
4	U	1	0.52	0	0.00
5	F	3	1.57	503	0.38
5	P	188	98.43	130535	99.62
6	F	23	12.04	22792	17.39
6	P	168	87.96	108246	82.61
7	-1	3	1.57	503	0.38
7	0	37	19.37	40856	31.18
7	5	151	79.06	89679	68.44
8	-1	3	1.57	503	0.38
8	0	11	5.76	6914	5.28
8	5	177	92.67	123621	94.34
9	-1	1	0.52	0	0.00
9	0	1	0.52	207	0.16
9	1	1	0.52	772	0.59
9	2	1	0.52	1344	1.03
9	3	2	1.05	3207	2.45

9	4	2	1.05	335	0.26
9	5	183	95.81	125173	95.52
10	0	7	3.66	3228	2.46
10	5	184	96.34	127810	97.54
11	0	10	5.24	5801	4.43
11	5	181	94.76	125237	95.57
12	-1	1	0.52	0	0.00
12	0	8	4.19	3149	2.40
12	5	182	95.29	127889	97.60
13	-1	3	1.57	503	0.38
13	0	8	4.19	1734	1.32
13	1	1	0.52	1023	0.78
13	3	2	1.05	646	0.49
13	4	2	1.05	1288	0.98
13	5	175	91.62	125844	96.04
14	-1	1	0.52	0	0.00
14	0	107	56.02	100704	76.85
14	5	83	43.46	30334	23.15
15	-1	1	0.52	0	0.00
15	0	8	4.19	7673	5.86
15	1	1	0.52	1752	1.34
15	2	1	0.52	242	0.18
15	3	2	1.05	956	0.73
15	4	3	1.57	614	0.47
15	5	175	91.62	119801	91.42
16	-1	1	0.52	0	0.00
16	0	12	6.28	8540	6.52
16	1	1	0.52	662	0.51
16	2	4	2.09	2369	1.81
16	3	7	3.66	1206	0.92
16	4	3	1.57	2920	2.23
16	5	163	85.34	115341	88.02
17	0	13	6.81	5245	4.00
17	2	1	0.52	238	0.18
17	4	2	1.05	596	0.45
17	5	175	91.62	124959	95.36
18	0	9	4.71	2419	1.85
18	5	182	95.29	128619	98.15
19	0	110	57.59	60832	46.42
19	5	81	42.41	70206	53.58